































Linda Thomas
 Century 21 J.W.Morton R.E.
 lsthomas77@gmail.com
 Cell Phone: (352) 464-4881



Emailed	PropertyFit	#	St	MLS #	Photo	PST	Area	Address	City	BR	FB	HB	A/D	Pool	Liv Sqft	Yr Built	Acres	Sale Ty	Price	\$/Sqft	DOM	CDOM
09/16/2023	0		1	P 825330		SF	14	3680 N Stirrup Drive	Beverly Hills	3	2	0	2,0	No	1,764	2000	2.89	ARMS	\$409,000	\$231.86	62	62
09/16/2023	0		2	P 826140		SF	14	4819 N Elkcam Boulevard	Beverly Hills	3	2	0	2,0	No	1,726	2023	2.54	ARMS	\$425,000	\$246.23	17	17
09/16/2023	0		3	P 818976		SF	14	4879 W GEYSER Court	Beverly Hills	4	2	0	2,0	No	2,330	2022	1.24	ARMS	\$425,950	\$182.81	27	27
09/16/2023	0		4	P 821750		SF	14	4425 N Pink Poppy Drive	Beverly Hills	4	2	0	3,0	No	2,330	2023	1.20	ARMS	\$430,450	\$184.74	75	75
09/16/2023	0		5	P 821111		SF	14	5881 N SULTANA Terrace	Beverly Hills	4	2	0	3,0	No	2,330	2023	1.00	ARMS	\$435,850	\$187.06	220	220
09/16/2023	0		6	P 820044		SF	14	3176 W DAFFODIL Drive	Beverly Hills	4	3	0	3,0	No	2,508	2023	1.13	ARMS	\$446,850	\$178.17	57	57
09/16/2023	0		7	P 818987		SF	14	4634 W Geyser Court	Beverly Hills	4	3	0	3,0	No	2,508	2023	1.00	ARMS	\$447,450	\$178.41	14	14
09/16/2023	0		8	P 820043		SF	14	4175 N AMARILLO Drive	Beverly Hills	4	3	0	3,0	No	2,508	2023	1.60	ARMS	\$454,450	\$181.20	185	185
09/16/2023	0		9	P 826737		SF	14	2626 W Elm Blossom Street	Beverly Hills	3	2	0	2,0	Yes	2,111	2004	1.00	ARMS	\$459,900	\$217.86	3	3
09/16/2023	0		10	P 818573		SF	14	3882 W Birds Nest Drive	Beverly Hills	4	2	1	2,0	Yes	2,344	1994	1.11	ARMS	\$469,900	\$200.47	129	129
09/16/2023	0		11	P 820899		SF	14	6169 N NAKOMA Drive	Beverly Hills	4	3	0	3,0	No	3,000	2023	0.98	ARMS	\$473,310	\$157.77	0	0
09/16/2023	0		12	P 826186		SF	14	4867 N Elkcam Boulevard	Beverly Hills	3	2	0	2,0	No	1,771	2023	2.32	ARMS	\$475,000	\$268.21	27	27
09/16/2023	0		13	P 826100		SF	14	4066 W Alamo Drive	Beverly Hills	3	2	0	3,0	Yes	2,189	2003	1.30	ARMS	\$475,000	\$216.99	2	2
09/16/2023	0		14	P 823604		SF	14	1344 W Sphere Place	Beverly Hills	4	3	0	2,0	No	2,413	2023	1.05	ARMS	\$495,000	\$205.14	11	11

































Emailed	PropertyFit	#	St	MLS #	Photo	PST	Area	Address	City	BR	FB	HB	A/D	Pool	Liv Sqft	Yr Built	Acres	Sale Ty	Price	\$/Sqft	DOM	CDOM	
09/16/2023	0		15	P	823022		SF	14	4844 W ALAMO Drive	Beverly Hills	4	3	0	3,0	No	3,000	2023	1.00	ARMS	\$506,200	\$168.73	55	55
09/16/2023	0		16	P	825819		SF	14	5885 Cisco Street	Beverly Hills	4	3	0	3,0	No	2,675	2024	1.00	ARMS	\$518,550	\$193.85	19	19
09/16/2023	0		17	P	823115		SF	14	6458 W Rio Grande Drive	Beverly Hills	3	2	0	2,0	Yes	1,890	2019	1.04	ARMS	\$519,900	\$275.08	126	126
09/16/2023	0		18	P	823786		SF	14	6229 W El Dorado Lane	Beverly Hills	3	2	0	2,0	No	1,935	2020	1.01	ARMS	\$525,000	\$271.32	124	124
09/16/2023	0		19	P	825343		SF	14	4980 N Persimmon Drive	Beverly Hills	3	2	0	2,0	Yes	2,092	2018	1.06	ARMS	\$529,000	\$252.87	55	55
09/16/2023	0		20	P	826286		SF	14	4672 N Candlewood Drive	Beverly Hills	3	2	1	2,2	Yes	2,214	1993	1.06	AGT OWN	\$599,900	\$270.96	20	20
09/16/2023	0		21	C	822630		SF	14	2802 W Goldenrod Drive	Beverly Hills	4	2	0	2,0	No	2,324	1992	1.17	ARMS	\$290,000	\$124.78	57	57
09/16/2023	0		22	C	820409		SF	14	5189 N Teak Way	Beverly Hills	3	2	0	2,0	No	1,550	1997	1.02	ARMS	\$295,000	\$190.32	2	2
09/16/2023	0		23	C	820375		SF	14	4302 N Breadnut Terrace	Beverly Hills	3	2	0	2,0	No	1,641	1999	1.25	ARMS	\$299,900	\$182.75	15	15
09/16/2023	0		24	C	824670		SF	14	4150 N Saddletree Drive	Beverly Hills	3	2	0	2,0	No	1,587	1994	1.00	ARMS	\$305,000	\$192.19	44	44
09/16/2023	0		25	C	822599		SF	14	5402 N Princewood Drive	Beverly Hills	2	2	0	2,0	Yes	1,868	2000	1.24	ARMS	\$310,000	\$165.95	68	68
09/16/2023	0		26	C	822920		SF	14	4399 N Apple Valley Avenue	Beverly Hills	3	2	0	2,0	No	1,773	2006	1.06	ARMS	\$315,000	\$177.66	29	29
09/16/2023	0		27	C	816810		SF	14	3535 W Pine Ridge Boulevard	Beverly Hills	3	2	0	2,0	No	1,746	1995	1.07	ARMS	\$319,000	\$182.70	101	101
09/16/2023	0		28	C	819697		SF	14	2478 W Angola Drive	Beverly Hills	3	2	0	2,0	No	1,635	2005	1.03	ARMS	\$320,000	\$195.72	40	40
09/16/2023	0		29	C	821865		SF	14	4285 W Horseshoe Drive	Beverly Hills	3	3	0	2,0	Yes	1,600	1992	1.55	ARMS	\$340,000	\$212.50	30	30
09/16/2023	0		30	C	818644		SF	14	5825 N Longhorn Terrace	Beverly Hills	3	2	0	2,0	Yes	1,760	1996	1.02	ARMS	\$345,000	\$196.02	58	58

Emailed	PropertyFit	#	St	MLS #	Photo	PST	Area	Address	City	BR	FB	HB	A/D	Pool	Liv Sqt	Yr Built	Acres	Sale Ty	Price	\$/Sqft	DOM	CDOM	
09/16/2023	0		31	C	819859		SF	14	2415 W Mesa Verde Drive	Beverly Hills	3	2	0	2,0	Yes	2,044	1997	1.08	ARMS	\$350,000	\$171.23	127	127
09/16/2023	0		32	C	821250		SF	14	5426 N Red Ribbon Point	Beverly Hills	4	2	0	3,0	No	1,800	2023	1.44	ARMS	\$360,000	\$200.00	13	13
09/16/2023	0		33	C	821034		SF	14	6374 W Rio Grande Drive	Beverly Hills	4	2	0	3,0	No	1,800	2023	1.01	ARMS	\$360,000	\$200.00	19	19
09/16/2023	0		34	C	818996		SF	14	5932 N Flagstaff Avenue	Beverly Hills	4	2	0	3,0	No	1,800	2022	1.00	ARMS	\$360,000	\$200.00	74	74
09/16/2023	0		35	C	823987		SF	14	3665 W Cogwood Circle	Beverly Hills	3	2	0	2,0	No	1,830	1997	1.05	ARMS	\$365,000	\$199.45	8	8
09/16/2023	0		36	C	820144		SF	14	5898 N Maroon Way	Beverly Hills	4	2	0	3,0	No	1,800	2022	1.00	ARMS	\$367,500	\$204.17	18	18
09/16/2023	0		37	C	820054		SF	14	4950 W Maverick Court	Beverly Hills	4	2	0	3,0	No	1,800	2022	1.02	ARMS	\$368,000	\$204.44	22	22
09/16/2023	0		38	C	819626		SF	14	4789 N Capistrano Loop	Beverly Hills	4	2	0	3,0	No	1,800	2022	1.08	ARMS	\$370,000	\$205.56	31	31
09/16/2023	0		39	C	820588		SF	14	4336 N Breadnut Terrace	Beverly Hills	3	2	0	3,0	No	2,319	2007	1.15	ARMS	\$372,000	\$160.41	28	28
09/16/2023	0		40	C	818840		SF	14	4587 N Buffalo Drive	Beverly Hills	3	2	0	2,0	No	1,562	1996	1.00	ARMS	\$375,000	\$240.08	31	31
09/16/2023	0		41	C	820626		SF	14	2262 W Begonia Drive	Beverly Hills	3	2	0	2,0	Yes	1,861	1995	1.00	AGT OWN	\$380,000	\$204.19	8	8
09/16/2023	0		42	C	822673		SF	14	5465 W Cisco Street	Beverly Hills	3	2	0	2,0	Yes	1,432	1996	1.00	AGT OWN	\$385,000	\$268.85	95	95
09/16/2023	0		43	C	824730		SF	14	1821 W Begonia Drive	Beverly Hills	3	2	0	2,1	Yes	2,028	1993	1.52	ARMS	\$395,000	\$194.77	12	12
09/16/2023	0		44	C	818730		SF	14	2181 W Graywood Drive	Beverly Hills	4	3	0	0,0	Yes	3,004	1981	1.06	ARMS	\$395,000	\$131.49	43	43
09/16/2023	0		45	C	820621		SF	14	4501 N Rushmore Loop	Beverly Hills	3	2	0	2,0	Yes	1,607	2003	1.12	ARMS	\$399,500	\$248.60	3	3

Emailed	PropertyFit	#	St	MLS #	Photo	PST	Area	Address	City	BR	FB	HB	A/D	Pool	Liv Sqft	Yr Built	Acres	Sale Ty	Price	\$/Sqft	DOM	CDOM
09/16/2023	0		46	C 823619		SF	14	5962 N Carnation Drive	Beverly Hills	3	2	0	2,0	Yes	1,987	1991	1.10	ARMS	\$399,999	\$201.31	6	6
09/16/2023	0		47	C 823808		SF	14	3164 W Daffodil Drive	Beverly Hills	3	2	0	2,0	Yes	1,622	1992	1.00	ARMS	\$400,000	\$246.61	3	3
09/16/2023	0		48	C 822320		SF	14	5884 W Rodeo Lane	Beverly Hills	3	2	0	2,0	Yes	1,505	2001	1.07	ARMS	\$400,000	\$265.78	146	146
09/16/2023	0		49	C 820116		SF	14	2710 W Beamwood Drive	Beverly Hills	3	2	0	2,0	Yes	1,798	1989	1.09	ARMS	\$400,000	\$222.47	9	9
09/16/2023	0		50	C 818991		SF	14	6234 N PUEBLO Terrace	Beverly Hills	4	2	0	2,0	No	2,169	2022	1.05	ARMS	\$400,000	\$184.42	130	130
09/16/2023	0		51	C 817070		SF	14	5773 N NAKOMA Drive	Beverly Hills	4	2	0	3,0	No	2,169	2022	1.01	ARMS	\$403,950	\$186.24	79	79
09/16/2023	0		52	C 823636		SF	14	3895 W Catalpa Lane	Beverly Hills	4	3	1	2,0	Yes	2,451	1990	1.16	ARMS	\$405,000	\$165.24	42	42
09/16/2023	0		53	C 818393		SF	14	5985 W CORRAL Place	Beverly Hills	4	2	0	2,0	No	2,557	2022	1.00	ARMS	\$409,000	\$159.95	33	33
09/16/2023	0		54	C 822902		SF	14	5253 W Wichita Drive	Beverly Hills	3	2	0	2,0	Yes	2,255	1999	1.00	ARMS	\$410,000	\$181.82	19	19
09/16/2023	0		55	C 822636		SF	14	4105 W Tomahawk Drive	Beverly Hills	3	2	0	2,3	No	1,911	1995	1.43	ARMS	\$410,000	\$214.55	3	3
09/16/2023	0		56	C 819219		SF	14	3650 W Capa Path	Beverly Hills	3	2	0	2,0	Yes	1,946	1992	1.11	ARMS	\$410,000	\$210.69	34	34
09/16/2023	0		57	C 818291		SF	14	4467 N Apple Valley Avenue	Beverly Hills	3	2	0	2,0	No	2,366	1996	1.04	ARMS	\$410,000	\$173.29	79	79
09/16/2023	0		58	C 820045		SF	14	4831 W GEYSER Court	Beverly Hills	4	3	0	3,0	No	2,240	2023	1.12	ARMS	\$413,080	\$184.41	82	82
09/16/2023	0		59	C 816796		SF	14	5552 W Conestoga Street	Beverly Hills	3	2	0	2,0	No	1,744	2021	1.15	ARMS	\$415,000	\$237.96	90	90
09/16/2023	0		60	C 815996		SF	14	1919 W Mesa Verde Drive	Beverly Hills	4	3	0	2,0	No	2,355	2022	1.05	AGT OWN	\$415,000	\$176.22	102	102
09/16/2023	0		61	C 824564		SF	14	5531 N Mallows Circle	Beverly Hills	3	2	0	2,0	Yes	1,898	1991	1.01	ARMS	\$420,000	\$221.29	4	4

Emailed	PropertyFit	#	St	MLS #	Photo	PST	Area	Address	City	BR	FB	HB	A/D	Pool	Liv Sqft	Yr Built	Acres	Sale Ty	Price	\$/Sqft	DOM	CDOM	
09/16/2023	0		62	C	816655		SF	14	3223 W Brazilnut Road	Beverly Hills	4	3	0	2,0	No	2,551	1999	0.99	ARMS	\$420,000	\$164.64	139	139
09/16/2023	0		63	C	818396		SF	14	3256 W BRAZILNUT Road	Beverly Hills	4	2	0	3,0	No	2,151	2022	1.01	ARMS	\$422,200	\$196.28	38	38
09/16/2023	0		64	C	824845		SF	14	5885 W Rodeo Lane	Beverly Hills	3	2	0	2,0	Yes	1,690	1990	1.00	ARMS	\$425,000	\$251.48	6	176
09/16/2023	0		65	C	823890		SF	14	4784 W Pine Ridge Boulevard	Beverly Hills	3	2	0	2,0	Yes	1,654	1997	1.04	ARMS	\$427,500	\$258.46	1	1
09/16/2023	0		66	C	820943		SF	14	3321 W Birds Nest Drive	Beverly Hills	4	3	0	2,0	No	2,630	2023	1.00	AGT OWN	\$434,900	\$165.36	14	14
09/16/2023	0		67	C	823626		SF	14	4445 W Tomahawk Drive	Beverly Hills	3	2	0	2,0	No	1,717	2020	1.43	ARMS	\$435,000	\$253.35	8	8
09/16/2023	0		68	C	823290		SF	14	3818 N Buckwheat Point	Beverly Hills	3	2	0	2,0	No	1,893	2023	1.01	ARMS	\$436,000	\$230.32	7	7
09/16/2023	0		69	C	818990		SF	14	5377 N LAMP POST Drive	Beverly Hills	4	3	0	3,0	No	2,508	2022	1.01	ARMS	\$439,950	\$175.42	20	20
09/16/2023	0		70	C	818332		SF	14	3393 W BRAZILNUT Road	Beverly Hills	4	3	0	3,0	No	2,277	2022	1.00	ARMS	\$440,450	\$193.43	0	0
09/16/2023	0		71	C	821207		SF	14	4129 N Pink Poppy Drive	Beverly Hills	4	2	0	2,0	No	2,124	2011	1.00	ARMS	\$445,000	\$209.51	71	71
09/16/2023	0		72	C	820185		SF	14	5016 W Custer Drive	Beverly Hills	3	2	0	3,0	Yes	2,108	2004	1.23	ARMS	\$450,000	\$213.47	22	22
09/16/2023	0		73	C	823152		SF	14	3700 W Cogwood Circle	Beverly Hills	3	2	0	2,0	Yes	1,767	2004	1.06	REO	\$455,000	\$257.50	78	78
09/16/2023	0		74	C	818400		SF	14	6354 W RIO GRANDE Drive	Beverly Hills	4	3	0	2,0	No	3,000	2022	1.01	ARMS	\$459,800	\$153.27	18	18
09/16/2023	0		75	C	813283		SF	14	6059 N Nakoma Drive	Beverly Hills	3	2	0	2,0	No	2,009	2022	1.00	ARMS	\$460,000	\$228.97	208	208
09/16/2023	0		76	C	823325		SF	14	2058 W Ivorywood Drive	Beverly Hills	3	2	0	2,0	No	2,009	2022	1.00	ARMS	\$462,500	\$230.21	28	270
09/16/2023	0		77	C	823879		SF	14	4117 N Saddletree Drive	Beverly Hills	3	2	0	2,0	No	2,009	2023	1.00	ARMS	\$465,000	\$231.46	49	89

Emailed	PropertyFit	#	St	MLS #	Photo	PST	Area	Address	City	BR	FB	HB	A/D	Pool	Liv Sqft	Yr Built	Acres	Sale Ty	Price	\$/Sqft	DOM	CDOM
09/16/2023	0		78	C 822665		SF	14	4146 N Pink Poppy Drive	Beverly Hills	3	2	0	2,0	Yes	1,929	2021	1.06	ARMS	\$480,000	\$248.83	91	91
09/16/2023	0		79	C 821936		SF	14	4833 N Perry Drive	Beverly Hills	5	3	0	2,0	Yes	2,818	2000	1.50	ARMS	\$480,000	\$170.33	4	4
09/16/2023	0		80	C 824428		SF	14	5263 W Yuma Lane	Beverly Hills	3	3	0	3,0	Yes	2,251	2004	1.00	ARMS	\$482,000	\$214.13	47	47
09/16/2023	0		81	C 815661		SF	14	4516 N Rushmore Loop	Beverly Hills	3	2	1	3,0	Yes	2,944	1992	1.14	ARMS	\$485,000	\$164.74	228	228
09/16/2023	0		82	C 822572		SF	14	5246 W Chippewa Drive	Beverly Hills	3	2	1	2,0	Yes	2,421	1996	1.61	ARMS	\$488,000	\$201.57	14	14
09/16/2023	0		83	C 813929		SF	14	5397 N Bronco Terrace	Beverly Hills	3	2	0	2,0	Yes	2,150	1999	1.03	ARMS	\$490,000	\$227.91	225	225
09/16/2023	0		84	C 822515		SF	14	4841 W Pinto Loop	Beverly Hills	3	2	0	2,0	Yes	2,292	2007	1.00	ARMS	\$495,000	\$215.97	6	6
09/16/2023	0		85	C 822071		SF	14	4245 N Candlewood Drive	Beverly Hills	3	2	0	2,0	Yes	1,934	2022	1.09	ARMS	\$495,000	\$255.95	33	141
09/16/2023	0		86	C 819212		SF	14	3060 W Rosehill Place	Beverly Hills	3	2	0	2,0	Yes	2,310	1998	1.40	ARMS	\$495,000	\$214.29	98	98
09/16/2023	0		87	C 819965		SF	14	3510 W Cogwood Circle	Beverly Hills	3	2	0	2,0	Yes	2,023	2001	1.00	ARMS	\$500,000	\$247.16	8	8
09/16/2023	0		88	C 819846		SF	14	2554 W Mesa Verde Drive	Beverly Hills	3	2	0	2,2	Yes	2,152	1991	1.03	ARMS	\$500,000	\$232.34	72	208
09/16/2023	0		89	C 815991		SF	14	2163 W Sailors Haven Court	Beverly Hills	3	3	0	2,0	Yes	2,726	2000	1.19	ARMS	\$500,000	\$183.42	85	85
09/16/2023	0		90	C 814366		SF	14	5494 N Rosedale Circle	Beverly Hills	3	2	0	2,0	Yes	2,170	2000	1.05	ARMS	\$500,000	\$230.41	229	229
09/16/2023	0		91	C 823698		SF	14	5080 N REDCLOUD Drive	Beverly Hills	4	2	0	3,0	No	2,587	2005	1.55	ARMS	\$505,000	\$195.21	12	12
09/16/2023	0		92	C 814396		SF	14	5125 N Amarillo Drive	Beverly Hills	3	3	0	2,0	Yes	2,777	1977	1.80	ARMS	\$505,000	\$181.85	294	294
09/16/2023	0		93	C 821055		SF	14	5374 W Yuma Lane	Beverly Hills	3	2	0	2,0	Yes	1,925	2018	1.00	ARMS	\$509,000	\$264.42	53	53

Emailed	PropertyFit	#	St	MLS #	Photo	PST	Area	Address	City	BR	FB	HB	A/D	Pool	Liv Sqt	Yr Built	Acres	Sale Ty	Price	\$/Sqt	DOM	CDOM	
09/16/2023	0		94	C	819042		SF	14	3357 W Brazilnut Road	Beverly Hills	4	3	0	2,0	Yes	2,567	2002	1.00	ARMS	\$510,000	\$198.68	93	93
09/16/2023	0		95	C	821137		SF	14	1654 W Pine Ridge Boulevard	Beverly Hills	3	2	1	3,0	Yes	2,471	2004	1.24	ARMS	\$515,000	\$208.42	24	24
09/16/2023	0		96	C	824600		SF	14	5774 N Bedstrow Boulevard	Beverly Hills	3	3	0	2,0	Yes	3,003	2008	1.06	ARMS	\$520,000	\$173.16	24	241
09/16/2023	0		97	C	821378		SF	14	5184 W Chippewa Drive	Beverly Hills	3	2	0	3,0	Yes	1,936	1997	1.61	ARMS	\$525,000	\$271.18	3	3
09/16/2023	0		98	C	821001		SF	14	5860 N Larkspur Way	Beverly Hills	4	3	0	2,0	Yes	2,819	2002	1.01	ARMS	\$525,000	\$186.24	72	72
09/16/2023	0		99	C	824599		SF	14	2860 N Sheriff Drive	Beverly Hills	3	2	1	2,0	Yes	2,552	1993	2.75	ARMS	\$535,000	\$209.64	6	6
09/16/2023	0		100	C	822067		SF	14	4609 SW Osage Place	Beverly Hills	3	2	1	2,0	Yes	2,512	1989	1.65	ARMS	\$535,000	\$212.98	20	20
09/16/2023	0		101	C	821066		SF	14	4694 N Allamandra Drive	Beverly Hills	3	2	0	2,0	Yes	1,855	2023	1.01	AGT OWN	\$535,000	\$288.41	5	5
09/16/2023	0		102	C	824140		SF	14	4826 N Capistrano Loop	Beverly Hills	3	2	0	2,0	No	2,135	2022	1.03	ARMS	\$539,000	\$252.46	37	37
09/16/2023	0		103	C	815551		SF	14	4602 W Casper Lane	Beverly Hills	3	3	0	2,2	No	2,503	2007	1.66	ARMS	\$540,000	\$215.74	137	137
09/16/2023	0		104	C	820522		SF	14	4586 W Tomahawk Drive	Beverly Hills	3	2	0	2,0	Yes	2,160	1992	2.08	ARMS	\$550,000	\$254.63	11	11
09/16/2023	0		105	C	819514		SF	14	3888 N Stirrup Drive	Beverly Hills	3	2	1	2,1	Yes	2,832	2000	3.50	ARMS	\$550,000	\$194.21	112	112
09/16/2023	0		106	C	822860		SF	14	2978 W Beamwood Drive	Beverly Hills	4	3	0	2,0	Yes	2,786	2007	1.02	ARMS	\$565,000	\$202.80	5	5
09/16/2023	0		107	C	815694		SF	14	5628 N Lena Drive	Beverly Hills	3	3	0	3,2	Yes	2,627	2000	1.06	ARMS	\$565,000	\$215.07	179	179
09/16/2023	0		108	C	815327		SF	14	3153 W Birds Nest Drive	Beverly Hills	3	3	0	3,0	No	2,632	2022	1.06	ARMS	\$565,000	\$214.67	283	283
09/16/2023	0		109	C	819574		SF	14	4323 N Saddle Drive	Beverly Hills	3	2	0	2,0	Yes	1,908	2022	1.00	ARMS	\$569,900	\$298.69	2	2

Emailed	PropertyFit	#	St	MLS #	Photo	PST	Area	Address	City	BR	FB	HB	A/D	Pool	Liv Sqft	Yr Built	Acres	Sale Ty	Price	\$/Sqft	DOM	CDOM	
09/16/2023	0		110	C	822859		SF	14	5140 N Wayne Drive	Beverly Hills	4	3	0	2,0	Yes	3,055	2006	1.26	ARMS	\$570,000	\$186.58	24	24
09/16/2023	0		111	C	818394		SF	14	5678 W Chino Drive	Beverly Hills	3	3	0	3,0	Yes	2,716	2006	1.12	ARMS	\$570,000	\$209.87	163	163
09/16/2023	0		112	C	825415		SF	14	5367 N El Paso Terrace	Beverly Hills	3	3	0	3,0	Yes	2,566	2005	1.02	ARMS	\$575,000	\$224.08	21	21
09/16/2023	0		113	C	824545		SF	14	5328 N Bronco Terrace	Beverly Hills	3	2	0	0,2	Yes	2,092	2001	1.13	ARMS	\$575,000	\$274.86	13	13
09/16/2023	0		114	C	820993		SF	14	5651 N Calico Drive	Beverly Hills	3	3	0	3,0	Yes	2,459	2019	1.15	ARMS	\$575,000	\$233.83	12	12
09/16/2023	0		115	C	816566		SF	14	3859 W Promontory Drive	Beverly Hills	3	3	0	3,0	No	2,632	2022	1.00	ARMS	\$575,000	\$218.47	262	321
09/16/2023	0		116	C	816266		SF	14	4446 N Lena Drive	Beverly Hills	4	2	1	2,0	No	2,321	2022	1.04	ARMS	\$580,000	\$249.89	107	107
09/16/2023	0		117	C	822610		SF	14	5683 N Bedstrow Boulevard	Beverly Hills	3	2	0	2,2	Yes	2,509	2005	1.00	ARMS	\$593,000	\$236.35	48	48
09/16/2023	0		118	C	820427		SF	14	5595 N Pecos Terrace	Beverly Hills	3	2	0	2,2	Yes	2,254	2015	1.00	ARMS	\$599,000	\$265.75	20	20
09/16/2023	0		119	C	818285		SF	14	4422 N Lena Drive	Beverly Hills	3	3	0	3,0	No	2,632	2022	1.00	ARMS	\$599,900	\$227.93	131	228
09/16/2023	0		120	C	823917		SF	14	2990 W Beamwood Drive	Beverly Hills	3	3	0	2,1	Yes	2,153	2000	0.97	ARMS	\$600,000	\$278.68	2	2
09/16/2023	0		121	C	822681		SF	14	4873 N Cimarron Drive	Beverly Hills	4	4	0	3,2	Yes	2,986	2007	1.00	ARMS	\$610,000	\$204.29	7	7
09/16/2023	0		122	C	823977		SF	14	5547 N Nakoma Drive	Beverly Hills	4	4	0	3,0	No	3,526	2023	1.12	ARMS	\$612,000	\$173.57	16	16
09/16/2023	0		123	C	816595		SF	14	5851 N Longhorn Terrace	Beverly Hills	4	2	0	2,0	Yes	2,248	2021	1.14	ARMS	\$625,000	\$278.02	115	115
09/16/2023	0		124	C	818852		SF	14	2462 W Axelwood Drive	Beverly Hills	3	2	0	2,0	No	2,577	2022	1.08	ARMS	\$634,900	\$246.37	230	230
09/16/2023	0		125	C	824577		SF	14	6056 N Kingwood Terrace	Beverly Hills	3	3	0	2,2	Yes	2,537	2021	1.00	ARMS	\$638,000	\$251.48	3	3

Emailed	PropertyFit	#	St	MLS #	Photo	PST	Area	Address	City	BR	FB	HB	A/D	Pool	Liv Sqft	Yr Built	Acres	Sale Ty	Price	\$/Sqft	DOM	CDOM	
09/16/2023	0		126	C	822013		SF	14	5454 W Piute Drive	Beverly Hills	3	2	1	2,0	Yes	2,559	1991	2.04	OFF MKT	\$639,000	\$249.71		0
09/16/2023	0		127	C	821364		SF	14	4750 W Pine Ridge Boulevard	Beverly Hills	4	3	0	3,0	Yes	3,354	2008	1.04	ARMS	\$640,000	\$190.82	77	273
09/16/2023	0		128	C	824397		SF	14	4363 N Sacramento Avenue	Beverly Hills	3	2	1	7,0	Yes	1,927	2005	2.75	ARMS	\$650,000	\$337.31	12	12
09/16/2023	0		129	C	822955		SF	14	3450 N Stirrup Drive	Beverly Hills	5	3	0	2,0	Yes	2,709	1987	2.75	ARMS	\$650,000	\$239.94	10	10
09/16/2023	0		130	C	822542		SF	14	5327 N Mallows Circle	Beverly Hills	3	3	0	2,3	Yes	2,266	2020	1.01	ARMS	\$650,000	\$286.85	25	25
09/16/2023	0		131	C	821290		SF	14	2205 W Pine Ridge Boulevard	Beverly Hills	3	2	1	2,4	Yes	2,324	1997	1.07	ARMS	\$650,000	\$279.69	29	29
09/16/2023	0		132	C	822240		SF	14	4409 N Deckwood Drive	Beverly Hills	4	2	1	2,0	Yes	2,841	2019	1.00	ARMS	\$665,000	\$234.07	12	12
09/16/2023	0		133	C	820587		SF	14	1924 W Begonia Drive	Beverly Hills	4	3	0	3,4	Yes	3,143	2005	1.08	ARMS	\$674,999	\$214.76	10	10
09/16/2023	0		134	C	823576		SF	14	4227 W Roundup Court	Beverly Hills	3	3	0	3,0	Yes	2,905	2003	1.49	ARMS	\$710,000	\$244.41	54	54
09/16/2023	0		135	C	825074		SF	14	5539 N Tucson Terrace	Beverly Hills	3	3	0	3,0	Yes	3,508	2014	1.15	ARMS	\$725,000	\$206.67	9	9
09/16/2023	0		136	C	822625		SF	14	5889 W Costa Mesa Lane	Beverly Hills	4	2	1	2,0	No	2,225	2022	2.75	AGT OWN	\$730,000	\$328.09	23	23
09/16/2023	0		137	C	814837		SF	14	5951 W Pine Ridge Boulevard	Beverly Hills	3	2	0	2,0	Yes	2,434	1988	4.05	ARMS	\$766,250	\$314.81	160	160
09/16/2023	0		138	C	825560		SF	14	6359 W Pine Ridge Boulevard	Beverly Hills	4	3	0	3,0	Yes	3,402	2020	3.00	ARMS	\$775,000	\$227.81	20	20
09/16/2023	0		139	C	814206		SF	14	5400 W Yearling Drive	Beverly Hills	4	3	0	2,0	Yes	2,545	2016	5.51	ARMS	\$787,000	\$309.23	142	142
09/16/2023	0		140	C	813095		SF	14	4050 W Ranger Street	Beverly Hills	3	2	0	0,3	Yes	2,912	2000	2.88	ARMS	\$792,900	\$272.29	186	186
09/16/2023	0		141	C	820825		SF	14	2894 W Beamwood Drive	Beverly Hills	3	3	0	2,4	Yes	3,416	1999	1.06	ARMS	\$799,900	\$234.16	34	34

Emailed	PropertyFit	#	St	MLS #	Photo	PST	Area	Address	City	BR	FB	HB	A/D	Pool	Liv Sqft	Yr Built	Acres	Sale Ty	Price	\$/Sqft	DOM	CDOM	
09/16/2023	0		142	C	821653		SF	14	5803 N Carnation Drive	Beverly Hills	4	3	0	3,2	Yes	3,762	2009	0.98	ARMS	\$805,000	\$213.98	5	5
09/16/2023	0		143	C	822514		SF	14	5674 N Lena Drive	Beverly Hills	4	5	0	3,0	Yes	5,050	2005	1.06	ARMS	\$850,000	\$168.32	9	9
09/16/2023	0		144	C	820802		SF	14	3329 N Bravo Drive	Beverly Hills	3	3	0	3,0	Yes	2,871	2001	7.08	ARMS	\$850,000	\$296.06	24	24
09/16/2023	0		145	C	815736		SF	14	3945 N Buckhorn Drive	Beverly Hills	3	2	0	4,1	Yes	2,956	2000	2.89	ARMS	\$930,000	\$314.61	139	139

INFORMATION HEREIN DEEMED RELIABLE BUT NOT GUARANTEED. BUYER(S) TO VERIFY ALL INFORMATION.